

Supply

2017-18

SUPPLY

- ▶ *Supply*: amount of a product which *suppliers* will offer to the market at a given price

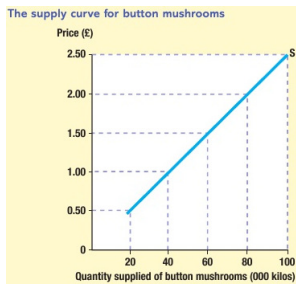
Price per kilo (£)	Quantity supplied (000 kilos)
0.50	20
1.00	40
1.50	60
2.00	80
2.50	100

SUPPLY

- *Supply*: amount of a product which *suppliers* will offer to the market at a given price

Price per kilo (£)	Quantity supplied (000 kilos)
0.50	20
1.00	40
1.50	60
2.00	80
2.50	100

- These values can be plotted in a two-dimensional chart where the axes are as follows:

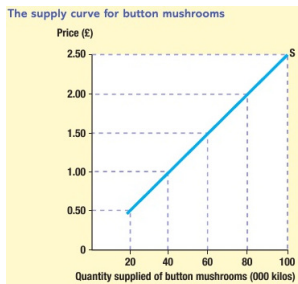


SUPPLY

- ▶ *Supply*: amount of a product which *suppliers* will offer to the market at a given price

Price per kilo (£)	Quantity supplied (000 kilos)
0.50	20
1.00	40
1.50	60
2.00	80
2.50	100

- ▶ These values can be plotted in a two-dimensional chart where the axes are as follows:
 - ▶ *x-axis*: quantity supplied

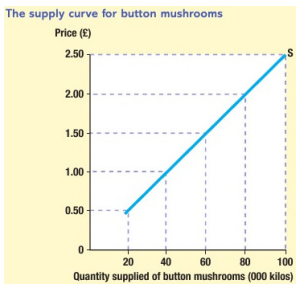


SUPPLY

- ▶ *Supply*: amount of a product which *suppliers* will offer to the market at a given price

Price per kilo (£)	Quantity supplied (000 kilos)
0.50	20
1.00	40
1.50	60
2.00	80
2.50	100

- ▶ These values can be plotted in a two-dimensional chart where the axes are as follows:
 - ▶ *x-axis*: quantity supplied
 - ▶ *y-axis*: price



SUPPLY

PROPERTIES

- ▶ *Positive relationship between price and quantity*

SUPPLY

PROPERTIES

- ▶ *Positive relationship between price and quantity*
 - ▶ when price goes down, quantity supplied will go down

SUPPLY

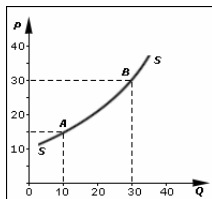
PROPERTIES

- ▶ *Positive relationship between price and quantity*
 - ▶ when price goes down, quantity supplied will go down
 - ▶ when price goes up, quantity supplied will go up

SUPPLY

PROPERTIES

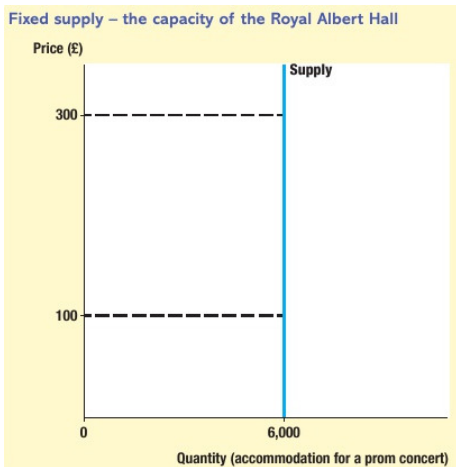
- ▶ *Positive relationship between price and quantity*
 - ▶ when price goes down, quantity supplied will go down
 - ▶ when price goes up, quantity supplied will go up
- ▶ relation can also be *non-linear*



SUPPLY

PROPERTIES

Supply curves can also be vertical (e.g., limited capacity)



FACTORS LEADING TO A CHANGE IN SUPPLY

- ▶ Changes in the *costs of production* (e.g., wages, inputs, ...):

FACTORS LEADING TO A CHANGE IN SUPPLY

- ▶ Changes in the *costs of production* (e.g., wages, inputs, ...):

FACTORS LEADING TO A CHANGE IN SUPPLY

- ▶ Changes in the *costs of production* (e.g., wages, inputs, ...):
if costs of production ↑

FACTORS LEADING TO A CHANGE IN SUPPLY

- ▶ Changes in the *costs of production* (e.g., wages, inputs, ...):
if costs of production \uparrow
 \rightarrow production \downarrow

FACTORS LEADING TO A CHANGE IN SUPPLY

- ▶ Changes in the *costs of production* (e.g., wages, inputs, ...):
if costs of production \uparrow
 \rightarrow production \downarrow
- ▶ Introduction of *new technology* (e.g., more efficient production methods):

FACTORS LEADING TO A CHANGE IN SUPPLY

- ▶ Changes in the *costs of production* (e.g., wages, inputs, ...):
if costs of production \uparrow
 \rightarrow production \downarrow
- ▶ Introduction of *new technology* (e.g., more efficient production methods):

FACTORS LEADING TO A CHANGE IN SUPPLY

- ▶ Changes in the *costs of production* (e.g., wages, inputs, ...):
if costs of production \uparrow
 \rightarrow production \downarrow
- ▶ Introduction of *new technology* (e.g., more efficient production methods):
if introduction of new technology

FACTORS LEADING TO A CHANGE IN SUPPLY

- ▶ Changes in the *costs of production* (e.g., wages, inputs, ...):
if costs of production \uparrow
→ production \downarrow
- ▶ Introduction of *new technology* (e.g., more efficient production methods):
if introduction of new technology
→ production \uparrow

FACTORS LEADING TO A CHANGE IN SUPPLY

- ▶ Changes in the *costs of production* (e.g., wages, inputs, ...):
if costs of production \uparrow
→ production \downarrow
- ▶ Introduction of *new technology* (e.g., more efficient production methods):
if introduction of new technology
→ production \uparrow
- ▶ *Indirect taxes* (e.g., VAT, excise duties):

FACTORS LEADING TO A CHANGE IN SUPPLY

- ▶ Changes in the *costs of production* (e.g., wages, inputs, ...):
if costs of production \uparrow
 \rightarrow production \downarrow
- ▶ Introduction of *new technology* (e.g., more efficient production methods):
if introduction of new technology
 \rightarrow production \uparrow
- ▶ *Indirect taxes* (e.g., VAT, excise duties):

FACTORS LEADING TO A CHANGE IN SUPPLY

- ▶ Changes in the *costs of production* (e.g., wages, inputs, ...):
if costs of production \uparrow
→ production \downarrow
- ▶ Introduction of *new technology* (e.g., more efficient production methods):
if introduction of new technology
→ production \uparrow
- ▶ *Indirect taxes* (e.g., VAT, excise duties):
if indirect taxes \uparrow

FACTORS LEADING TO A CHANGE IN SUPPLY

- ▶ Changes in the *costs of production* (e.g., wages, inputs, ...):
if costs of production \uparrow
→ production \downarrow
- ▶ Introduction of *new technology* (e.g., more efficient production methods):
if introduction of new technology
→ production \uparrow
- ▶ *Indirect taxes* (e.g., VAT, excise duties):
if indirect taxes \uparrow
→ production \downarrow

FACTORS LEADING TO A CHANGE IN SUPPLY

- ▶ Changes in the *costs of production* (e.g., wages, inputs, ...):
if costs of production \uparrow
→ production \downarrow
- ▶ Introduction of *new technology* (e.g., more efficient production methods):
if introduction of new technology
→ production \uparrow
- ▶ *Indirect taxes* (e.g., VAT, excise duties):
if indirect taxes \uparrow
→ production \downarrow

FACTORS LEADING TO A CHANGE IN SUPPLY

- ▶ *Government subsidies* (e.g., grant):

FACTORS LEADING TO A CHANGE IN SUPPLY

- ▶ *Government subsidies* (e.g., grant):

FACTORS LEADING TO A CHANGE IN SUPPLY

- ▶ *Government subsidies* (e.g., grant):
if subsidies ↑

FACTORS LEADING TO A CHANGE IN SUPPLY

- ▶ *Government subsidies* (e.g., grant):
if subsidies ↑
→ production ↑

FACTORS LEADING TO A CHANGE IN SUPPLY

- ▶ *Government subsidies* (e.g., grant):
if subsidies \uparrow
 \rightarrow production \uparrow
- ▶ *External shocks*:

FACTORS LEADING TO A CHANGE IN SUPPLY

- ▶ *Government subsidies* (e.g., grant):
if subsidies ↑
→ production ↑
- ▶ *External shocks*:
 - ▶ World events (e.g., credit crunch):

FACTORS LEADING TO A CHANGE IN SUPPLY

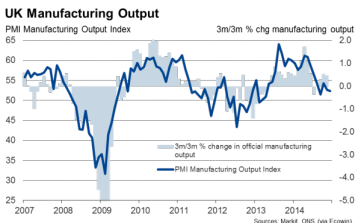
- ▶ *Government subsidies* (e.g., grant):
if subsidies ↑
→ production ↑
- ▶ *External shocks*:
 - ▶ World events (e.g., credit crunch):

FACTORS LEADING TO A CHANGE IN SUPPLY

- ▶ *Government subsidies* (e.g., grant):
if subsidies ↑
→ production ↑
- ▶ *External shocks*:
 - ▶ World events (e.g., credit crunch):
if borrowing is more difficult

FACTORS LEADING TO A CHANGE IN SUPPLY

- ▶ *Government subsidies* (e.g., grant):
if subsidies ↑
→ production ↑
- ▶ *External shocks*:
 - ▶ World events (e.g., credit crunch):
if borrowing is more difficult
→ production ↓



FACTORS LEADING TO A CHANGE IN SUPPLY

- ▶ *External shocks (cont'd):*

FACTORS LEADING TO A CHANGE IN SUPPLY

- ▶ *External shocks (cont'd):*
 - ▶ *Weather*

FACTORS LEADING TO A CHANGE IN SUPPLY

- ▶ *External shocks (cont'd):*

- ▶ *Weather*

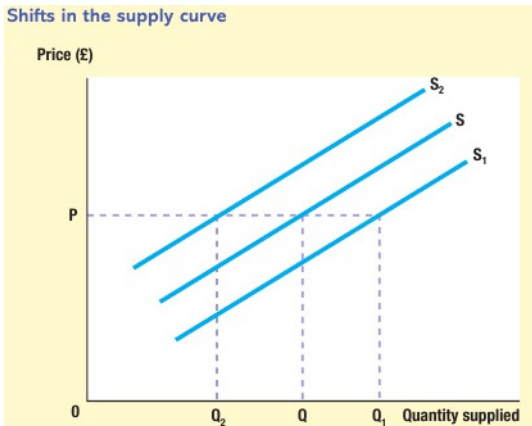
- ▶ *Government*

FACTORS LEADING TO A CHANGE IN SUPPLY

- ▶ *External shocks (cont'd):*
 - ▶ *Weather*
 - ▶ *Government*
 - ▶ *Price of related goods*

QUESTION

WHY WOULD THE SUPPLY CURVE SHIFT FROM (A) D TO D_1 , (B) D TO D_2



KEY TERMS

- ▶ **Subsidy:** a grant given to producers, usually to encourage production of a certain good

KEY TERMS

- ▶ **Subsidy:** a grant given to producers, usually to encourage production of a certain good
- ▶ **Supply:** the amount of a product that suppliers make available to the market at any given price in a given period of time

KEY TERMS

- ▶ **Subsidy:** a grant given to producers, usually to encourage production of a certain good
- ▶ **Supply:** the amount of a product that suppliers make available to the market at any given price in a given period of time
- ▶ **Supply curve:** a line drawn on a graph that shows how much of a good sellers are willing to supply at different prices